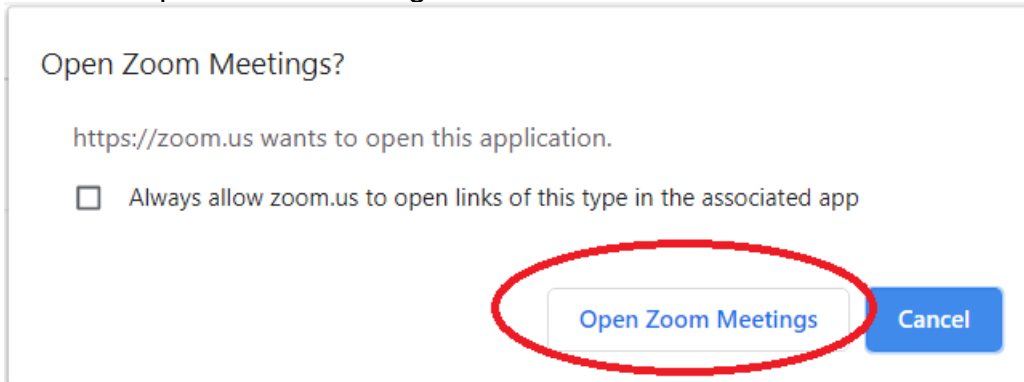


Connecting to Zoom

If you have Zoom installed on your device

1. Click on the invite link.
2. Click on 'Open Zoom Meetings'

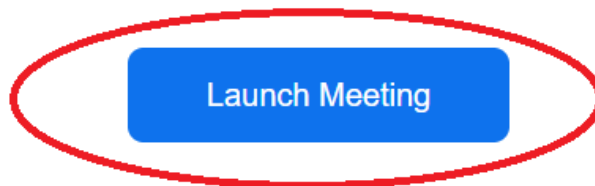


If you want to view Zoom through your browser (Chrome or Edge)

1. Click on the invite link.
2. Click on Launch Meeting

Click **Open Zoom Meetings** on the dialog shown by your browser

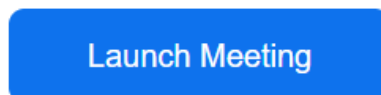
If you don't see a dialog, click **Launch Meeting** below.



3. Click on 'Join from Your Browser'

Click **Open Zoom Meetings** on the dialog shown by your browser

If you don't see a dialog, click **Launch Meeting** below.



Don't have Zoom Client installed? [Download Now](#)

Having issues with Zoom Client? [Join from Your Browser](#)

4. Enter your name and click on the box 'I'm not a robot'. Follow instructions then click JOIN.